


# unicut200

Technical data

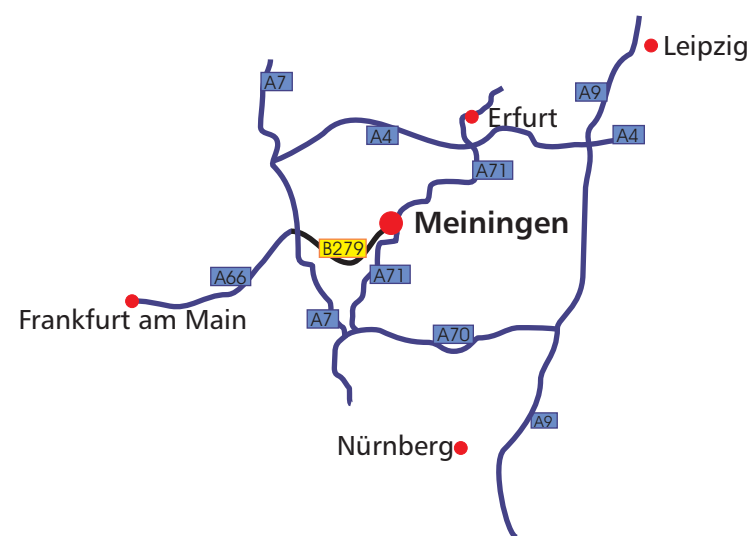
Length of blank	max. 6.000 mm (other length on request)
Length of cut section minimum	300 mm
Length of cut section maximum	3.000 mm - 4.000 mm
Profile section diameter maximum	125 mm - 125 mm
Operational voltage	400 VAC
Control voltage	24 VDC
Total connected load	12 kW
Electrical connection type	CCE
Operating pressure	6 bar
Air consumption	according to sub-assembly equipment
Pneumatic connection type	fixed connection 2"
Surrounding conditions	Temperature min. 16°C / max. 35°C

For profile bars made of PVC



LEMUTH GmbH  
Gleimershäuser Strasse 14  
D-98617 Meiningen

Fon +49 (0) 3693 9412-0  
Fax +49 (0) 3693 9412-50  
LEMUTH@LEMUTH.com  
www.LEMUTH.com



988\_260 Prospekt unicut200\_englisch - Technical modification reserved

# unicut200

Cutting and machining centre

# unicut200

## Cutting and machining centre

**A one-off investment - used over and over, as:  
Types of profile sections and machining change all the time - unicut can deal with all of them!**

### Non-profile-specific grabbing, clamping and machining of plastic profile sections

Any type of frames, sashes and house door profile sections with cross-sections of up to 125mm x 125mm can have all their drilling and milling operations fully carried out in the cutting and machining centre. Any chosen angle can be used when cutting the bars to length. The

manufacturing of profile sections for the special design is integrated.

### Comprehensive machining options: flexible to the smallest detail

With the modular configuration of the machine and a wide range of sub assemblies, every window manufacturer can put together the "unicut200" according to their special production

requirements. If required, it is possible to incorporate an automatic steel cutting machine to simultaneously cut-to-length and pre-position the reinforcement bars. It is also possible to select a special module for the automatic insertion of the reinforcement in the plastic profile section. The alignment of the machine capacity - such as for 100 or 200 window units - takes place with a choice of sub assembly configurations.

**Super quick and highly precise**  
With the distribution of all machining sub-assemblies to various modules, the machining operations can be ideally combined. Wide, dynamic buffers ensure a continuous flow of parts in the machine's work cycle. For the precise machining of the units, the delivery of the machining sub-assemblies takes place through precise numerical positioning. For the wide machining from left, right, top and down the machining aggregates are arranged on all four sides around the profile on to a G-shaped frame. During transportation and machining of the cut-to-length bars, the bars are supported by the profile independent work piece carriers. All clamping mechanisms and tools are delivered by a driving

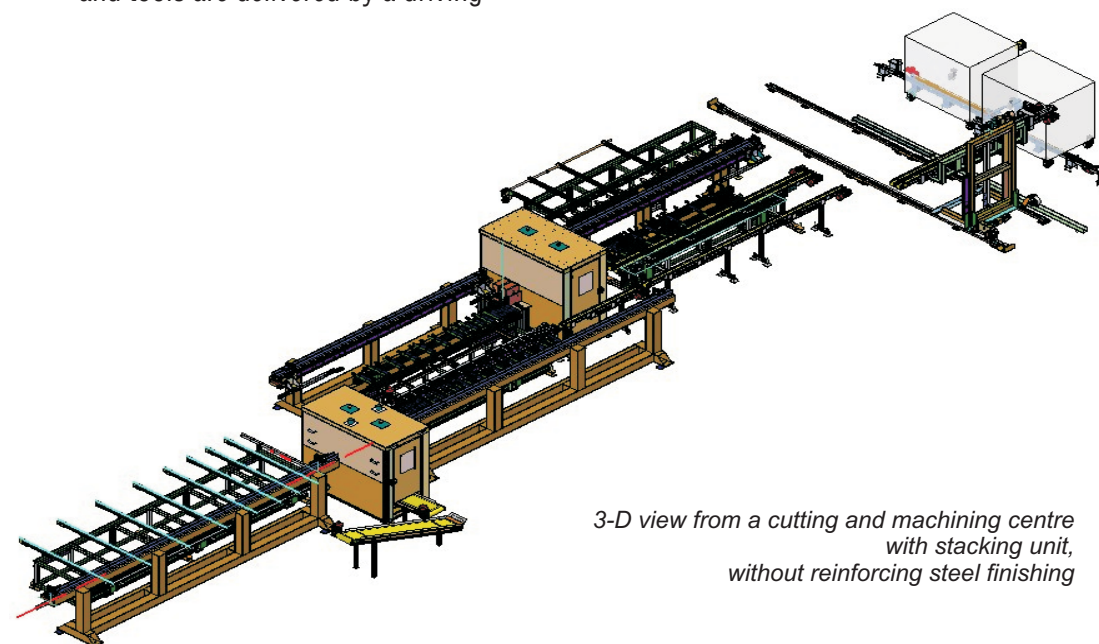

motor to the manufacturing position on the bar.

### Optimal, concise operation

The machining data is made available via the central network, on a disk or manually. For the data input, a convenient industrial computer with user-friendly Windows surfaces is available for use.

### Customer orientated service

A modem for the remote maintenance of the machine is of course integrated into the control system. As a result, our customer service staff can, if required, be quickly and easily at your side with advice and active assistance.



3-D view from a cutting and machining centre with stacking unit, without reinforcing steel finishing

### The all-round service from LEMUTH

guarantees security for your investment

You will receive the following services from a single source and harmonised down to the last detail

- Project management
- System planning
- Factory planning
- Construction
- Electrical project management
- Component production
- Installation
- Start-up
- Staff training
- Documentation

### And included in the software field:

- PLC programming of the system control
- Programming of the industrial PC interfaces
- Network connection to the company network
- Networking the window construction system

Further LEMUTH Systems for your Window Manufacture:

**Cutting and processing for PVC or aluminium**  
Cutting and processing centre  
*unicut200 range*

**Cutting for steel**  
Steel cutting machine  
*ZS180 range*

**Vertical four-headed welder**  
Four-headed welding machine  
*VKS140 range*

**Vertical corner cleaner**  
Corner cleaning machine  
*EPA120 range*

**Gasket insertion partially automatic in rods**  
Gasket insertion machine for straight processing  
*DAGL110 range*

**Gasket insertion, fully automatic**  
Gasket insertion machine for all-round processing on the frame and leaf  
*DAW100 range*

**Manual assembly of fittings**  
Leaf fitting assembly station  
*FBM135 range*

**Partially automatic assembly of fittings**  
Clip station and leaf fitting connection machine  
*FB5136 / FBK135 range*

**Fully automatic assembly of fittings**  
Leaf fitting assembly centre  
*FBA130/136/138 range*  
Frame fitting assembly centre  
*RBA330 range*

**Stacking**  
Fully automatic stacking device  
*AS165 range*

**Gluing the pane in the element, semi-automatic**  
Semi-automatic glass pane gluing machine  
*Serie GVH112 range*

**Gluing the pane in the element, fully automatic**  
Glass pane gluing machine  
*Serie GVA115 range*

More information on the internet at [www.LEMUTH.com](http://www.LEMUTH.com) or by telephone +49 3693 9412-0

# unicut200

## Modular configuration for the choice of "suitable" enhanced configuration levels

The required unicut modules, as well as the desired machining operations on the bar - i.e. the number and arrangement of the sub-assemblies from the different directions - are optionally selectable.

### Module 01 - CNC bar machining centre

All drilling and milling operations in plastic on the uncut blank:



- milling of water slots
- drilling of ventilation
- drilling of forced ventilation
- drilling of antechamber ventilation
- clear milling of gasket groove
- pre-drilling of sash hinge
- contour milling of strap clamping mechanism roller shutter
- milling of parallel sliding tilting handle
- pre-drilling of weatherboard nipple
- pre-drilling of roller shutter nipple
- milling of cylinder lock and drilling of handle
- milling of locking plate-safety door catch
- pre-drilling of transom fitting

- marking of strike plate by drilling or cutting of a notch
- clear milling of gearbox
- clear milling of lock case



### Module 02 - Sawing centre

Cutting of bar and milling of transom head unit and printing and affixing of labels:

- saw cut through NC axle with any angle in the range from 30° to 150°

- printing and affixing of labels
- transom milling on both ends of the transom
- mitre milling of frames and sashes

### Module 03 - Manual steel inserting station

Manual insertion of the reinforcement bars, pre-positioned from the steel cutting machine, into the plastic cut sections, which lie on the work piece conveyors.


### Module 04 - Automatic steel insertion (optional)

Automatic insertion of the reinforcement bars, which were cut-to-length in the same order in the incorporated automatic steel cutting machine into the plastic profile sections.

### Module 05 - Fully automatic reinforcement bolting device

Automatic steel alignment (with manual steel insertion) and setting of the reinforcement bolting device:

- bolting of the steel reinforcement
- steel alignment in the plastic profile section on the bar ends
- steel alignment through shutter milling




### Module 06 - Machining of bar ends

Dowel and transom hole drilling, key handle hole drilling and universal house door machining on the reinforced bar cut section:

- pre-drilling of safety locking plates in the steel
- drilling of dowel holes : 1st diameter



Profile feeding



Profile independent gripper



### Module 25 - Concise, controlled stacking of the cut sections

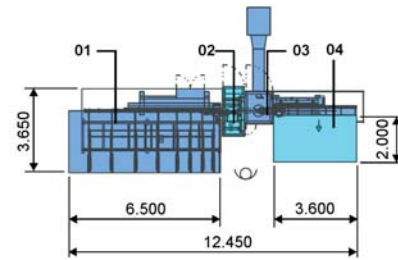
The finished, sorted cut sections are deposited by transfer handling in moveable carousels. It is equally possible as required, to deposit the finished bars on a table or roller trolley.

# unicut200

## Configurations

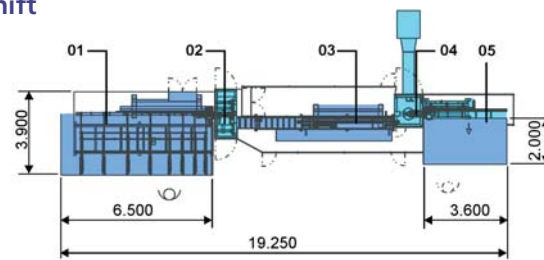
### Cutting and machining for up to 100 window unit/shift

- 01 Table for profiles
- 02 CNC bar machining centre
- 03 Sawing centre
- 04 Profile tray



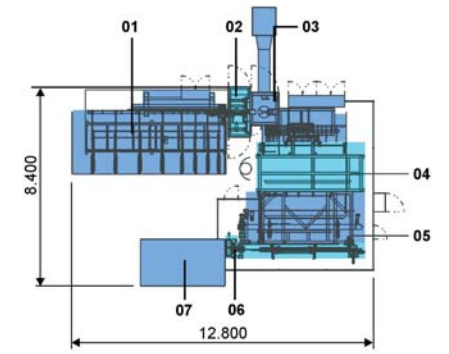
### Cutting and machining for up to 200 window unit/shift

- 01 Table for profiles
- 02 CNC bar machining centre
- 03 Extra feed device for saw
- 04 Sawing centre
- 05 Profile tray



### Cutting, machining and machining from reinforcement steel for up to 100 window unit/shift

- 01 Table for profiles
- 02 CNC bar machining centre
- 03 Sawing centre
- 04 Manual steel inserting station
- 05 Reinforcement bolting device
- 06 Machining of bar ends
- 07 Profile tray



### Cutting, machining and machining from reinforcement steel for up to 200 window unit/shift

- 01 Table for profiles
- 02 Printer
- 03 CNC bar machining centre
- 04 Extra feed device for saw
- 05 Sawing centre
- 06 Manual steel inserting station
- 07 Automatic steel insertion
- 08 Reinforcement bolting device
- 09 Transom milling from both side
- 10 Dowel/transom hole drilling
- 11 House door machining and key handle
- 12 Closure fitting
- 13 Transfer handling and carousel

